

X8	REVISE NOTES & ADD HOUSING MATERIAL OPTION	DANIEL	03/01/11'
X7	REVISE DRAWING	DANIEL	10/06/10'
X6	ADD DATE CODE AND REVISED NOTES	DANIEL	08/26/10'
X5	REVISED NOTES	AXL	03/25/10'
X4	ADD GOLD FLASH PLATING	DANIEL	08/14/09'
X3	ADD LOGO	DANIEL	07/01/09'
X2	MODIFY DESIGN	DANIEL	06/26/09'
X1	ISSUED	R.HODGE	04/10/09'
REV.	ECN NO.	NAME	DATE

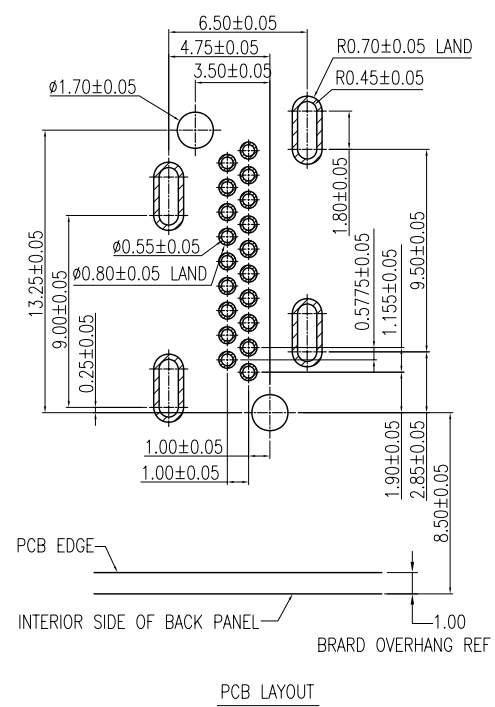
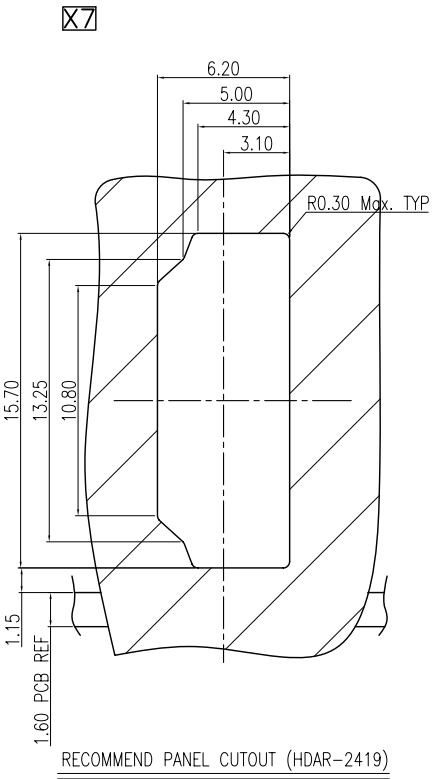
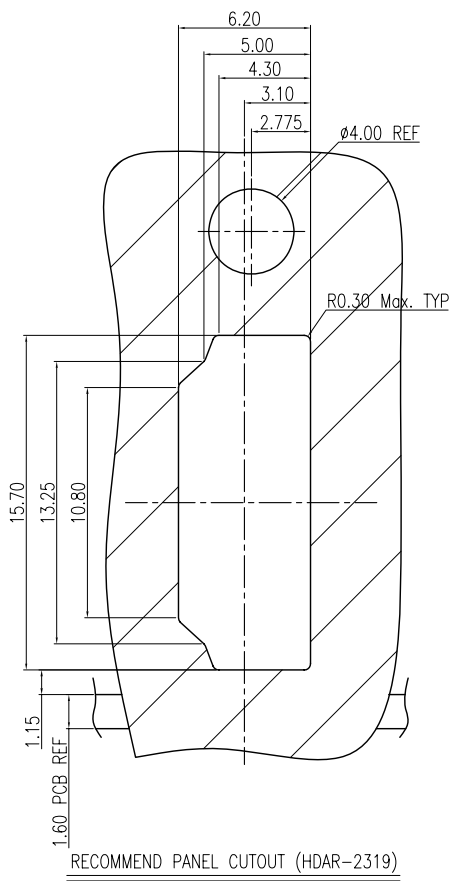
TOLERANCE	
LINEAR	ANGLES
X.±0.50	X°.±3°
.X±0.38	.X°±3°
.XX±0.25	.XX°±3°
.XXX±0.15	.XXX°±3°

GENESIS TECHNOLOGY, INC.
7F, No. 191, Sec. 2
 Chung-Yang Rd.,
 Tu-Cheng City,
 Taipei Hsien, Taiwan
 A Genesis Electro-Mechanical Company

APPD: Allen
 CHKD: Daniel
 DRWN: Daniel

MAT'L:
 FINISH:
 Q'TY:

TITLE: HDMI FLAG STYLE CONNECTOR			
PART NO. HDAR-2*19-AK*2T01			
DWG NO. GTI09-30081			
UNITS	SCALE	SHEET	REV
mm	NONE	10F2	X8



X5 NOTES:

- 1: MATERIALS
- X8** HOUSING: SEE PART. NUMBER
COVER: PBT+30%GF, UL 94V-0. BLACK.
CONTACTS: BRASS.
SHIELD: STAINLESS STEEL
- 2: FINISH:
CONTACTS: SELECTIVE GOLD ON CONTACT AREA, 100u" TIN ON SOLDER AREA, 30u" NICKEL UNDERPLATED OVERALL.
SHIELD: 50u" TIN OVER 30u" NICKEL.
- 3: RoHS 6/6 COMPLIANT.
- X7** 4: HDMI 1.3b VERSION COMPLIANT.
- X6** 5: CURRENT RATING/VOLTAGE: 0.5A/40V AC
6: DIELECTRIC WITHSTANDING VOLTAGE: AC 300V r.m.s.
7: INSULATION RESISTANCE: 100 Mohms.
8: SOLDER PROFILE: 260°C FOR 5 SECONDS.

PART. NUMBER

HDAR-2X 19 - A K * 2 T 01
① ② ③ ④⑤⑥⑦

- ① CONNECTOR:
HDAR: HDMI A TYPE
- ② TYPE:
23: DIP TYPE CONNECTOR WITH SCREW HOLE UPRIGHT
24: DIP TYPE CONNECTOR WITHOUT SCREW HOLE UPRIGHT
- ③ POSITION:
19: 19 POSITIONS
- X8** ④ HOUSING MATERIAL:
A: PBT+30%GF, UL94V-0
B: LCP+30%GF, UL94V-0
- ⑤ INSULATOR COLOR:
K: BLACK
- X4** ⑥ CONTACT PLATING:
1: GOLD FLASH
5: 15u" GOLD
6: 30u" GOLD
- ⑦ SHIELD PLATING :
2: MATTE TIN PLATING

PART NO.	HDAR-2*19-AK*2T01	SHEET	REVISION
DWG NO.	GTI09-30081	20F2	X8