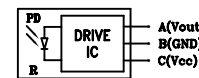
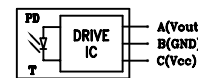
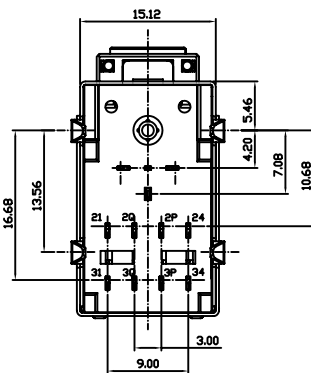
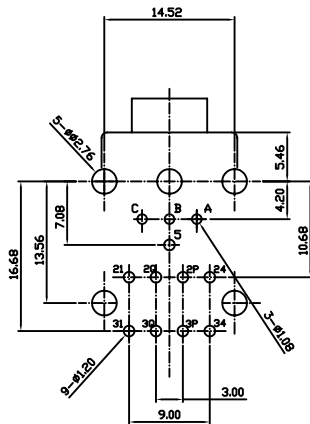


Recommended PCB Layout
<Component Side>



TOLERANCE	
LINEAR	ANGLES
X.±	X'±
.XX±0.15	.XX'±
.XXX±0.05	.XXX'±



TITLE 3.5mm EARPHONE JACK			
PART NO. [B] POF-754		DWG NO. GT110-30136	
UNITS	SCALE	SHEET	REV
MM	NONE	1 OF 1	B

[B]	CORRECTED PART NUMBER	FOX	11/3/10'	APPD:	MAT'L:
[A]	ISSUED	MAX	6/27/06'	CHKD:	FINISH:
REV	ECN NO.	NAME	DATE	DRWN: MAX	Q'TY: