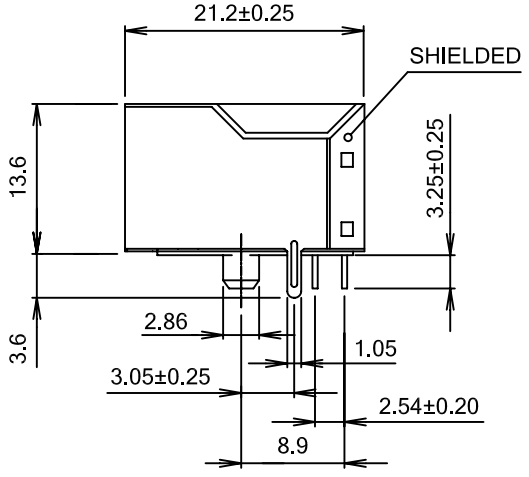
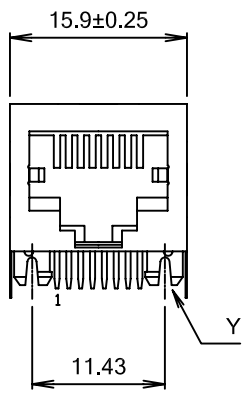
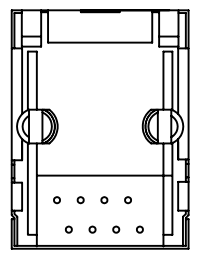


REV.	ECN. NO.	DESCRIPTION	NAME	DATE
A		ISSUED	FOX	11/6/09'



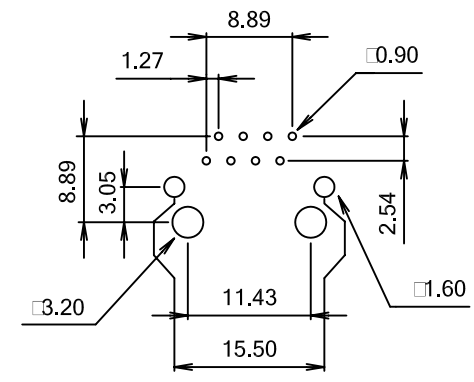
**NOTES:**

- MATERIAL:**  
 HOUSING: PBT POLYESTER UL94V-0 MIXED GLASS FIBER. STANDARD COLOR-BLACK  
 CONTACTS: PHOS. BRONZE PLATED WITH SELECTIVE GOLD ON THE CONTACT AREA.  
 OVER ENTIRE PIN WITH 50 u" NICKEL UNDER PLATED. RoHS COMPLIANT SOLDER ON SOLDER TAILS.  
 SHIELD: 0.25mm THICK COPPER ALLOY, PLATED WITH NICKEL.
- CAVITY CONFIRMS TO FCC RULES AND REGULATIONS PART 68, SUBPART F.
- RoHS COMPLIANT.

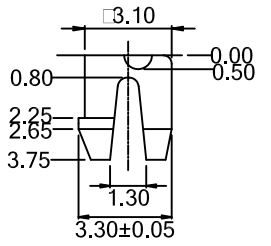


**ORDER INFORMATION**

- RJ45- D 01 B - 88 NF - S5
- SELECTIVE PLATING
    - S1=GOLD FLASH PLATING
    - S2=GOLD 5u" PLATING
    - S3=GOLD 10u" PLATING
    - S4=GOLD 15u" PLATING
    - S5=GOLD 30u" PLATING
  - LED CONFIGURATION
  - NF= NONE
  - NUMBER OF POSITIONS / CONTACTS
  - 8 / 8
  - TOOLING FAMILY
  - NUMBER OF PORTS
  - STYLE
  - D= TAB DOWN PTH
  - RJ45 SERIES



PC Board Layout  
TOLERANCE: ± 0.05 mm



DETAIL Y

RoHS Compliant

GENERAL TOLERANCE X ± .X ±0.25 .XX ±0.15 .XXX ±0.05	ANGLE TOLERANCE X° ±2.0° .X° ±1.0° .XX° ±0.5°	DRAWN FOX	DATE 11/6/09'	
MATL SEE BOM	FINISH SEE NOTES	CHECKED	DATE	
SCALE N/A	UNIT mm	APPROVED	DATE	PART NUMBER RJ45-D01B-88NF-S5
SHEET 1 OF 2				DRAWING NO. GTi09-30253
				SIZE A4 REV. A

ITEM	PART NUMBER	Q'TY	DESCRIPTION	NOTE
1				
2				
3				
4				
5				

Notes:

1. Electrical:

- a. Voltage Rating: 30VDC max(r.m.s)
- b. Current Rating: 0.5Amperes.
- c. Insulation Resistance: 1000M ohms min.
- d. Dielectric Withstand Voltage: AC 100V/1 min.
- e. Contact Resistance: 30 m ohms max initial.

2. Mechanical:

a. Material:

Contacts: Phos Bronze  
 Housing: PBT + GF, UL 94V-0 Rated, Black  
 Shell: 0.25mm Copper Alloy

b. Plating:

Contacts: Gold plated Optional. (See Ordering Information)  
 30u" nickel underplated overall.  
 Shell: 30u" Nickel.

c. Durability: USB 1,500 Cycles; RJ45 1,000 Cycles.

d. Mating force: ; RJ45 18.3N Max.

Unmating force: ; RJ45 4.9N Min.

e. Coplanarity of SMT Leads: Not Applicable.

f. Solderability: More than 95% of solderable area shall be covered with solder after 5~10 seconds flux(No clean flux)deep.

g. Soldering Profile: 260°C±5°C for 5 seconds without remarkable deterioration.

h. High Temperature Life: Salt a temperature of 60±5°C for 96hours;

i. Cold Temperature Life: Salt a temperature of -40±5°C for 96hours;

j. Temperature Cycling: 10 cycles of -55±5°C to 85±5°C

k. Steady State Humidity: 90%~95% humidity on 40±3°C for 96hours.

l. Thermal Shock: 10 cycles of -55±5°C to 85±5°C

m. Shock:No discontinuities of 1 μs or longer duration when mated

RJ45 connectors are subjected to 11 ms duration 30 Gs

half-sine shock pulses. Three shocks in each direction applied

along three mutually perpendicular planes for a total of 18 shocks.

n. Vibration: No discontinuities of 1us of longer duration when mated

RJ45 conn. are subjected to 5.35Gs RMS. 15min. in each

of three mutually perpendicular planes.

o. Resistance to Soldering Heat: Can resistance 230°C±5°C for 60±3 seconds



p. After enviromental test, connector contact resistance should not increase to 40m ohms max.

4. Compliance:

a. Standard: Cat 5 Compliant, EIA-568.

b. RoHS Compliance.

RoHS Compliant

GENERAL TOLERANCE .X ± .X ± .XX ± .XXX ±	ANGLE TOLERANCE X° ± .X° ± .XX° ±	DRAWN FOX	DATE 11/6/09'	
MATERIAL SEE BOM		DESIGN	DATE	
FINISH SEE NOTES		CHECKED	DATE	PART NUMBER RJ45-D01B-88NF-S5
SCALE N/A	UNIT mm	APPROVED	DATE	DRAWING NO. GTI09-30253
SHEET 2 OF 2				SIZE A4
				REV.

ITEM	PART NUMBER	Q'TY	DESCRIPTION	NOTE
1	2	3	4	5