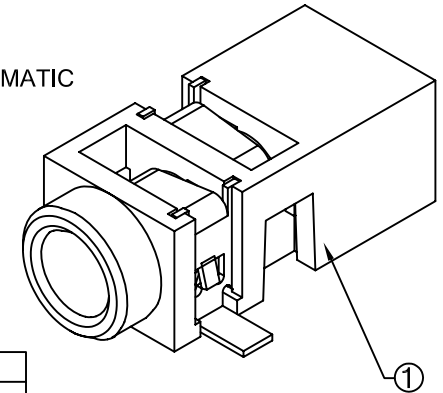


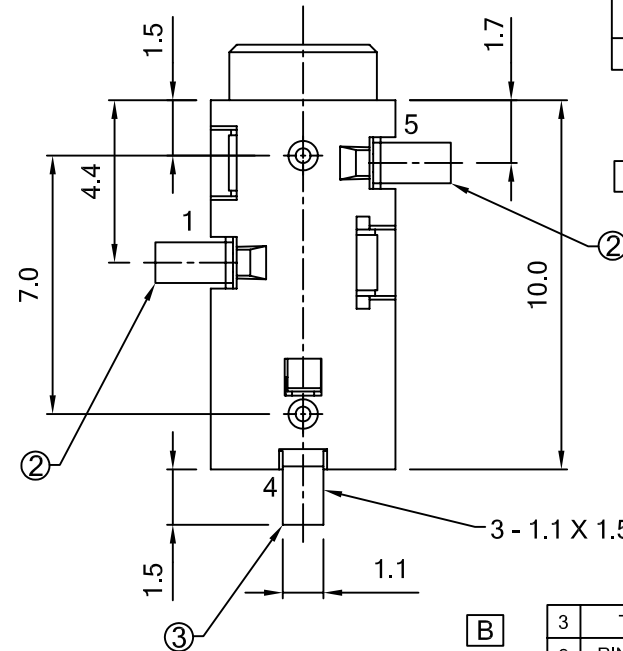
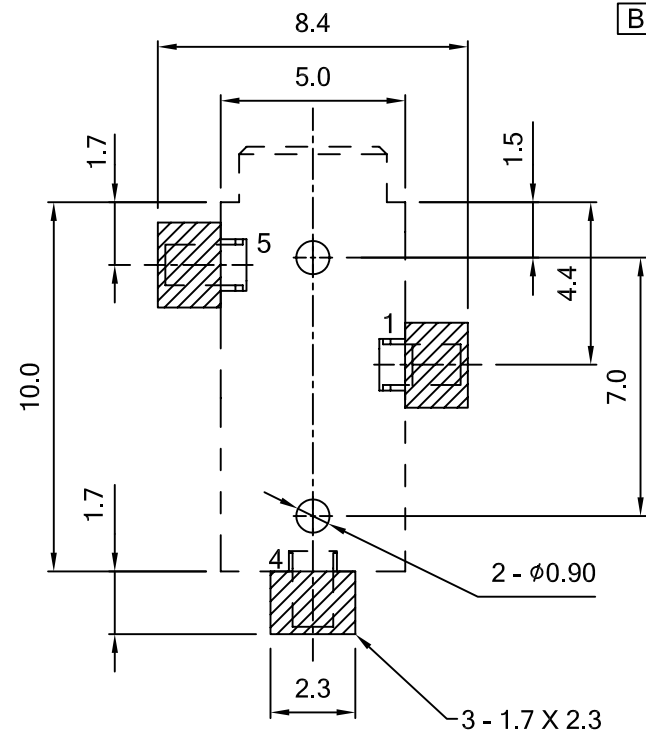
ORDERING INFORMATION

SAJ2.5-142 - X

SEE SCHEMATIC



SCHEMATIC	
SAJ2.5-142-A	SAJ2.5-142-B



NOTES:

- RATINGS
 - VOLTAGE RATING: 16 V DC
 - CURRENT RATING: 0.3 AMPERE
 - OPERATING TEMPERATURE: -25°C ~ +85°C
- ELECTRICAL
 - CONTACT RESISTANCE: PLUG TO CONTACT 50mΩ MAX
CONTACT TO SHUNT 30mΩ MAX
 - INSULATION RESISTANCE: 100 M OHMS MIN
 - DIELECTRIC WITHSTANDING VOLTAGE: 500 V AC/RMS
- RESISTANCE TO SOLDERING HEAT: 260°C ± 5°C FOR 10 SECONDS
- RoHs 6 / 6 COMPLIANT

RECOMMENDED PADS LAYOUT
<TOP VIEW>
NOTE: TOLERANCE FOR PCB LAYOUT IS = ±0.05

NO.	DESCRIPTION	Q'TY:	MATERIAL	FINISH
3	TIP CONTACT	1PCS	PHOSPHOR BRONZE	SILVER 30u" OVER Ni 30u" MIN
2	RING & CONTACT	2PCS	PHOSPHOR BRONZE	SILVER 30u" MIN
1	HOUSING	1PCS	PA-10T, UL94V-0	

TOLERANCE	
LINEAR	ANGLES
X.±	X°±5'
.XX±0.20	.XX°±
.XXX±	.XXX°±



TITLE:	#2.5mm EARPHONE JACK SMT/SHORT LENGTH			
PART NO.	SAJ2.5-142-X			
DWG NO.	GT14-300136			
	UNITS	SCALE	SHEET	REV
	MM	NONE	1 OF 1	B

[B]	CORRECTED BOM ADDED NOTES REVISED DRAWING	FOX	6/6/11'
[A]	ISSUED	BOLIN	6/26/06'
REV	ECN NO.	NAME	DATE

APPD:	MAT'L:
CHKD:	FINISH:
DRWN: AXL	Q'TY: