

NOTE:

1.MATERIAL

- 1.1 HOUSING:THERMOPLASTIC UL94V-0, COLOR: BLACK.
- 1.2 COVER:THERMOPLASTIC UL94V-0, COLOR: BLACK.
- 1.3 IDC CONNECTOR:THERMOPLASTIC UL94V-0, COLOR: BLACK.
- 1.3 TERMINAL: COPPER ALLOY
- 1.4 SWITCH TERMINAL:COPPER ALLOY
- 1.5 FLAT CABLE:PVC:UL2651,28AWG.10CONDUCTOR.
PITCH:1.27MM COLOR:GRAY
LENGTH:CAN BE CHOOSE

2.TERMINAL AND SWITCH TERMINAL PLATING:
SELECTIVE Au PLATED ON CONTACT,Sn IN CABLE
CONTACT AREA PLATED.

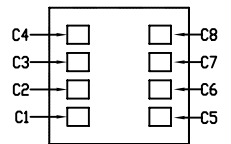
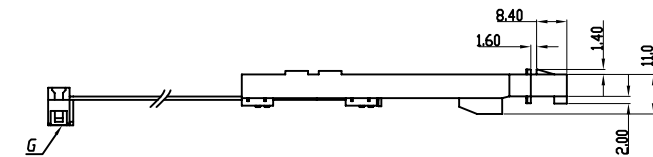
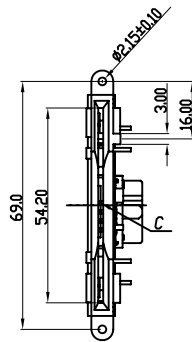
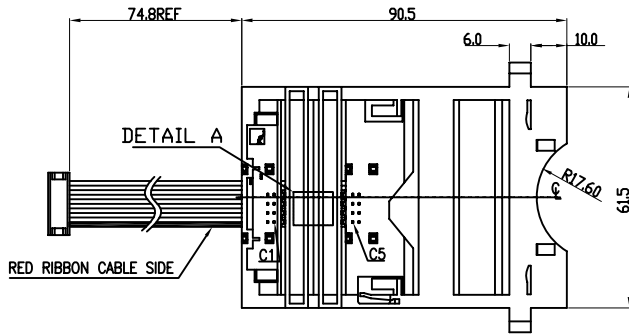
3.SWITCH CONTACTS:NORMAL CLOSED

SMCR- 46 08 - A K X 0 T 1 J

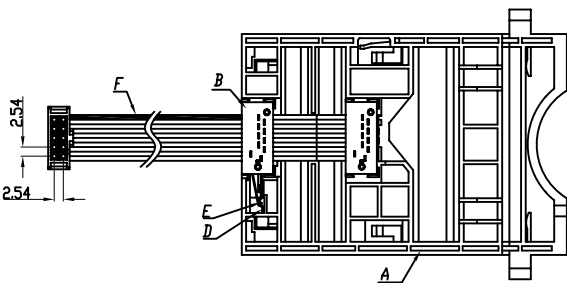
① ② ③ ④ ⑤ ⑥ ⑦

- 1. CONNECTOR:
SMCR: SMART CARD R/A CONNECTOR
- 2. TYPE:
46: DIP, CABLE
- 3. POSITIONS
08: 8 POSITIONS
- 4. INSULATOR MATERIAL
A: PBT
- 5. INSULATOR COLOR
K: BLACK
- 6. CONTACT PLATING
1: GOLD FLASH
2: GOLD 3 u"
5: GOLD 15 u"
6: GOLD 30u"
- 7. SHIELD PLATING
0: NONE SHIELD

RoHS Compliant

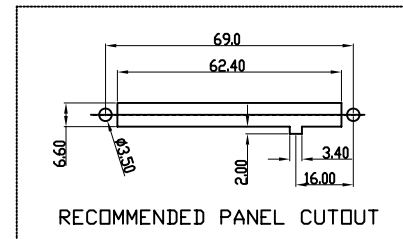


DETAIL A CONTACTS
SCALE 4:1



WIRING DIAGRAM

CONTACT NUMBER	CONNECTOR PIN OUT
C1	1
C2	3
C3	5
C4	7
C5	2
C6	4
C7	6
C8	8
S1	9
S2	10



NO.	PART NAME	Q'TY	MATERIAL	PLATING & COLOR
G	IDC CONNECTOR	1	PBT+30% GF, UL 94V-0	BLACK
F	FLAT CABLE 10P	1	PVC UL2651,28 AWG 10 CONDUCTOR	GRAY
E	SWITCH QUIET CONTACT	1	PHOSPHOR BRONZE T=0.25MM	Au PLATING
D	SWITCH SPORT CONTACT	1	PHOSPHOR BRONZE T=0.25MM	Au PLATING
C	TERMINAL CONTACT	8	PHOSPHOR BRONZE T=0.25MM	Au PLATING
B	COVER	2	PBT+30% GF, UL 94V-0	BLACK
A	HOUSING	1	PBT+30% GF, UL 94V-0	BLACK

TOLERANCE

LINEAR	ANGLES
X. ± 0.50	X° ± 2°
.X ± 0.30	.X° ± 1°
.XX ± 0.20	.XX° ±
.XXX ±	.XXX° ±



TITLE:
SMART CARD CONNECTOR 10 PIN IDC

PART NO. SMCR-4608-AKX0T1J

DWG NO. GTI09-25100

[A]	ISSUED	Vegas	09/07/09	.XX ± 0.20	.XX° ±	APPD:	MAT'L:	DWG NO.	GTI09-25100	UNITS	SCALE	SHEET	REV	
REV.	ECN NO.	NAME	DATE	.XXX ±	.XXX° ±	CHKD:	FINISH:	DRWN:	Kathy-Tan	Q'TY:	MM	NONE	1 OF 1	A