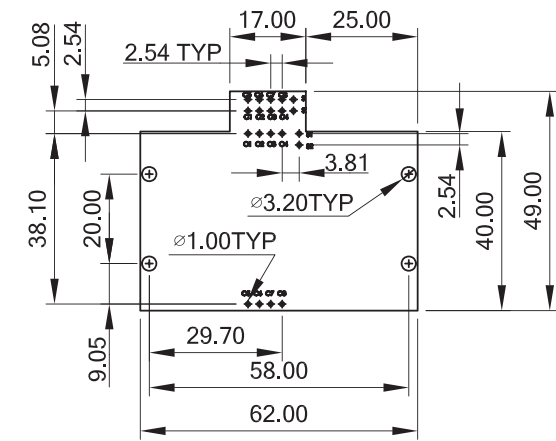


| PART NUMBER      | DIM X | DIM Y |
|------------------|-------|-------|
| SMCR-4316-AKX0T1 | 3.30  | 3.20  |
| SMCR-4416-AKX0T1 | 4.70  | 3.20  |



**NOTES:**

1. BASE & COVER MATERIAL: PBT + 30% G.F UL94 V-0 COLOR: BLACK.
2. TERMINAL MATERIAL: COPPER ALLOY THICKNESS = 0.30±0.02.  
FINISH: NICKEL ON ALL SURFACE, GOLD PLATED ON CONTACT AREA, TIN PLATED ON SOLDER TAIL.
3. SWITCH: COPPER ALLOY, THICKNESS = 0.25±0.02.  
FINISH: NICKEL ON ALL SURFACE, TIN OR GOLD PLATED ON ALL SURFACE.
4. OPERATING TEMPERATURE: -40°C ~ +80°C.
5. CURRENT RATING: 1 AMP MAX.
6. RoHs Compliant

| TOLERANCE   |               |
|-------------|---------------|
| LINEAR      | ANGLES        |
| X. ± 0.30   | X° ± 2.00°    |
| .X ± 0.20   | .X° ± 1.00°   |
| .XX ± 0.10  | .XX° ± 0.50°  |
| .XXX ± 0.05 | .XXX° ± 0.10° |

**GENESIS**  
TECHNOLOGY, INC  
1015 GRANT STREET S.E.  
ATLANTA, GA 30315  
a Genesis Electro-Mechanical Company

TITLE: DOUBLE LAYERS SMART CARD WITH COVER CLOSE TYPE

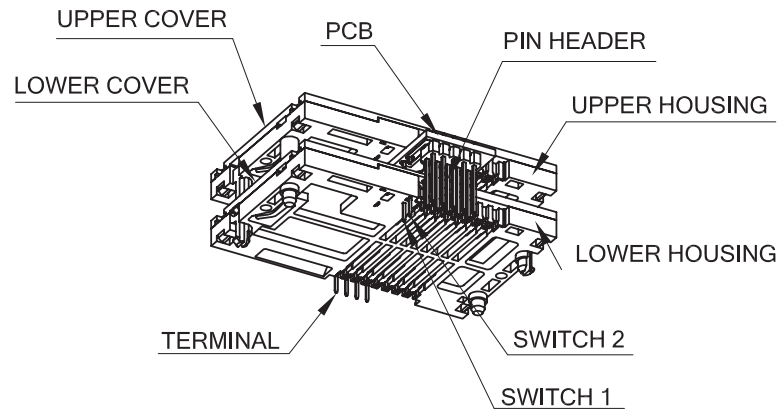
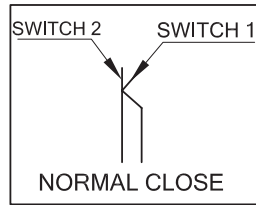
PART NO. SMCR-XX16-AKX0T1

DWG NO. GTI08-30360

|     |         |       |          |
|-----|---------|-------|----------|
| [A] | ISSUED  | VEGAS | 11/05/08 |
| REV | ECN NO. | NAME  | DATE     |

|  |         |
|--|---------|
| APPD: <small>APPROVED By A11 on 2/17 pm, 11/6/08</small> | MAT'L:  |
| CHKD:  | FINISH: |
| DRWN: FOX  | Q'TY:   |

|       |       |       |     |
|-------|-------|-------|-----|
| UNITS | SCALE | SHEET | REV |
|       |       |       |     |



**SMCR- XX 16 - A K X 0 T 1**

① ② ③ ④ ⑤ ⑥ ⑦

**1. CONNECTOR:**

SMCR: SMART CARD R/A CONNECTOR

**2. TYPE:**

43: FEMALE, DIP, DOUBLE LAYERS, WITH CLOSE SWITCH TYPE, WITH COVER  
SINGLE LAYER HEIGHT 3.30mm, DIM X=3.30mm, DIM Y=3.20mm

44: FEMALE, DIP, DOUBLE LAYERS, WITH CLOSE SWITCH TYPE, WITH COVER  
SINGLE LAYER HEIGHT 3.30mm, DIM X=4.70mm, DIM Y=3.20mm

**3. POSITIONS**

16: 16 POSITIONS

**4. INSULATOR MATERIAL**

A: PBT

**5. INSULATOR COLOR**

K: BLACK

**6. CONTACT PLATING**

1: GOLD FLASH(SWITCH PLATED TIN)

5: GOLD 15 u"(SWITCH PLATED TIN)

9: GOLD FLASH(SWITCH GOLD FLASH)

**7. SHIELD PLATING**

0: NONE SHIELD

|          |                  |        |             |
|----------|------------------|--------|-------------|
| PART NO. | SMCR-XX16-AKX0T1 | SHEET  | REVISION    |
| DWG NO.  | GTI08-30360      | 2 OF 2 | SEE SHEET 1 |